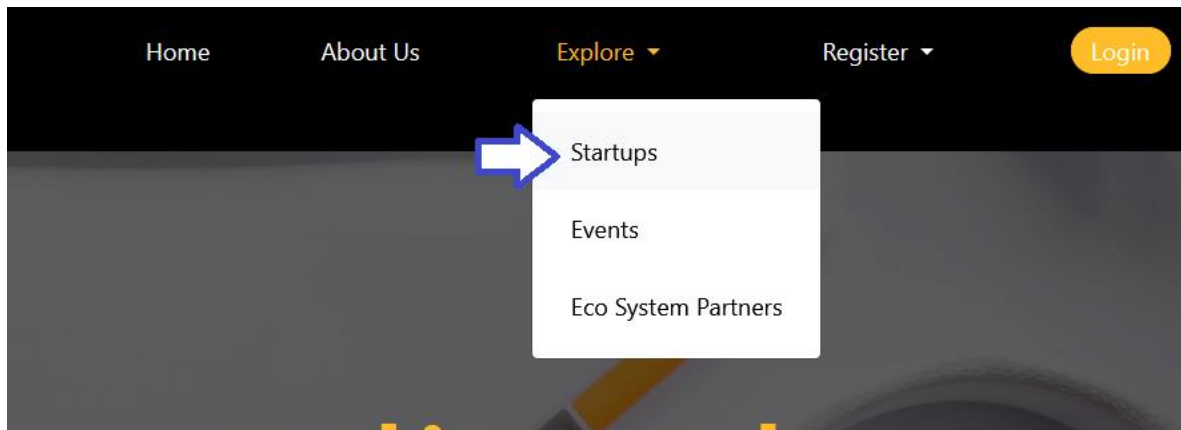
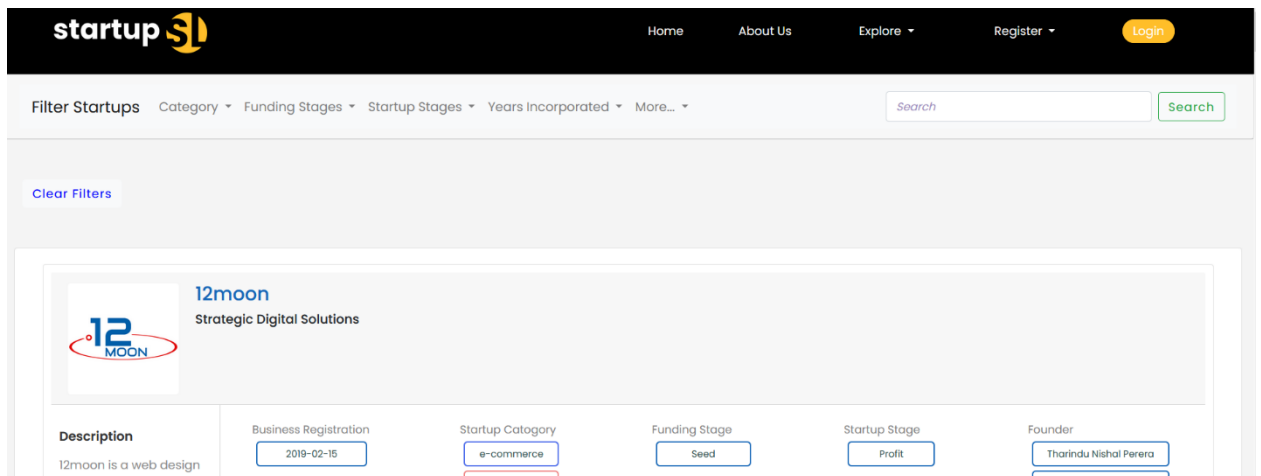


# How to Search for Startups on StartupSL Platform

- Visit <https://www.startupsl.lk/>
- Select “Explore” Menu item on the website and under that, select “Startups” to go to the Search Startup Page.

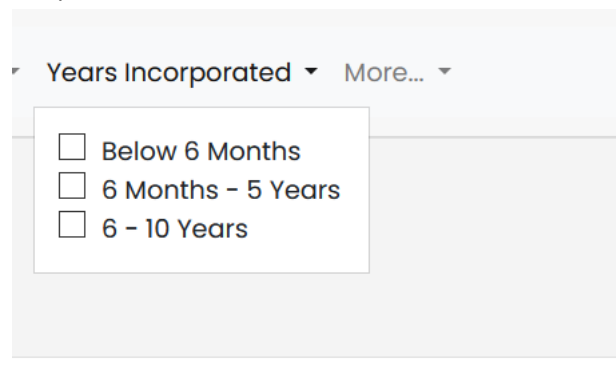


- Once the user goes to “Startups” page, he/she can view all the startups listed under Startup SL platform

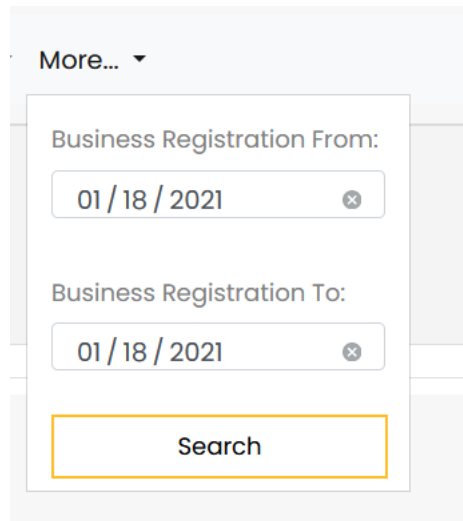


- If the user wants to shortlist startups as per a certain criteria then he/she can use following options to narrow down the list.

- Category
  - Industry Verticals such as Agriculture, Logistics, etc & Technology Verticals such as Robotics, IoT, etc. or service categories such as Mobile Application Development, Digital Marketing, IT services etc.
- Funding Stages
  - Startups funding stages such as pre-seed, Seed, Angel, Series A, Series B, Venture Capital, Mezzanine financing and bridge loans, and IPO
  - Please refer <https://www.startupslk.com/startupStagesPage> for more information
- Startup Stages
  - Startup maturity stage such as Ideation, Traction, Profit, Scaling and Stable
- Years Incorporated
  - If the company is incorporated (having a business registration certificate) then those startups can be selected based on how long they have been their business. The website has provided three options as follows to ease up the selection for procurement.
    - Below 6 months
    - 6 months – 5 years (The user can easily select this option to select startups that have been registered as a business in Sri Lanka with a relevant authority for more than six months and less than five years)
    - more than 5 years
  - Only the incorporated startups will be listed when the user selects using Years Incorporated filter

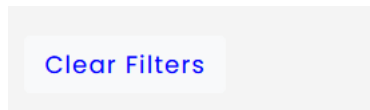


- More
  - If necessary, the user can select startups by selecting a date range.



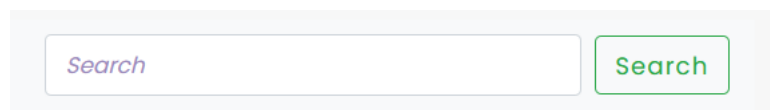
A screenshot of a 'More...' dropdown menu. The menu is open, showing two date range filters: 'Business Registration From:' and 'Business Registration To:'. Both filters have a text input field containing '01 / 18 / 2021' and a small 'x' icon to the right. Below the filters is a 'Search' button with a yellow border.

- Clear Filters
  - Default view - reset filter options and display all startups



A screenshot of a 'Clear Filters' button. The button is rectangular with a light gray background and a white border. The text 'Clear Filters' is written in blue.

- Search text field and search button
  - The user can search by the Company Name and the Company Description



A screenshot of a search text field and search button. The text field is rectangular with a light gray background and a white border. It contains the word 'Search' in a light blue font. To the right of the text field is a search button with a green border and the word 'Search' in green.

If you want to search for a website development or web application development, then you can search for 'Web' in the search box above. If the company has mentioned such services in their company description then it will show the names of those companies.